

Region
Europe

Currency
CHF

Date
December 2021

Performance Review Lend.CH

European Digital Lending Market

A Swiss Digital Lending Pioneer

Lend is one of the earliest Swiss Digital Lending Platforms, facilitating financing for both SMEs and Consumers.

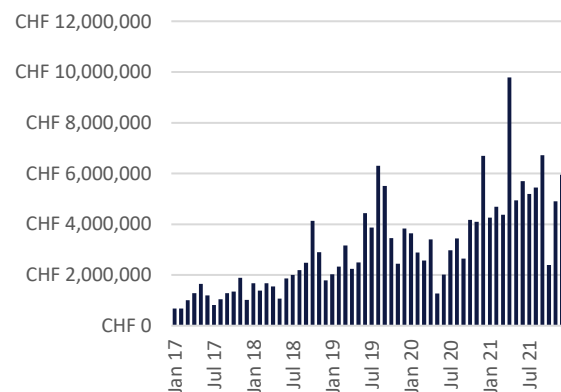
Analyzing the most recent performance data that was built from individual loan records shows stable, income generating return patterns at very attractive yield levels. We consider the period from January 2017 until December 2021.

General Overview

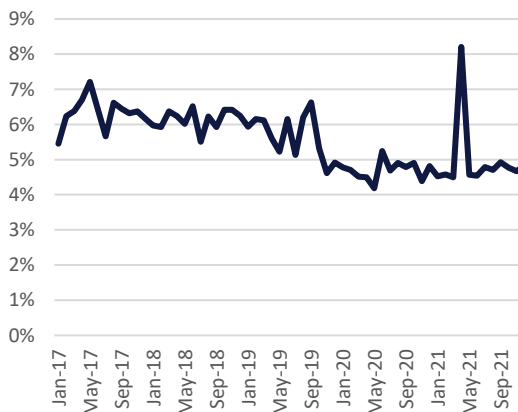
Most Recent Indicators

Most Recent Indicators	Lend.CH
Origination Volume (12M)	CHF 68.98m
Origination Volume since Inception	CHF 194.30m
Avg. Interest Rate (December)	4.83%
Avg. Tenor (December)	52
Default Rate after Recovery (12M)	-1.38%

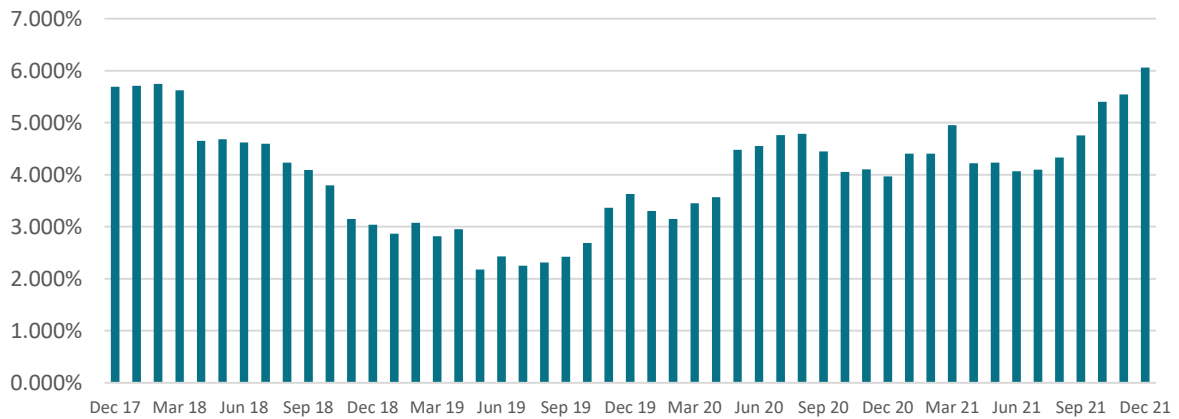
Monthly Loan Origination Volumes



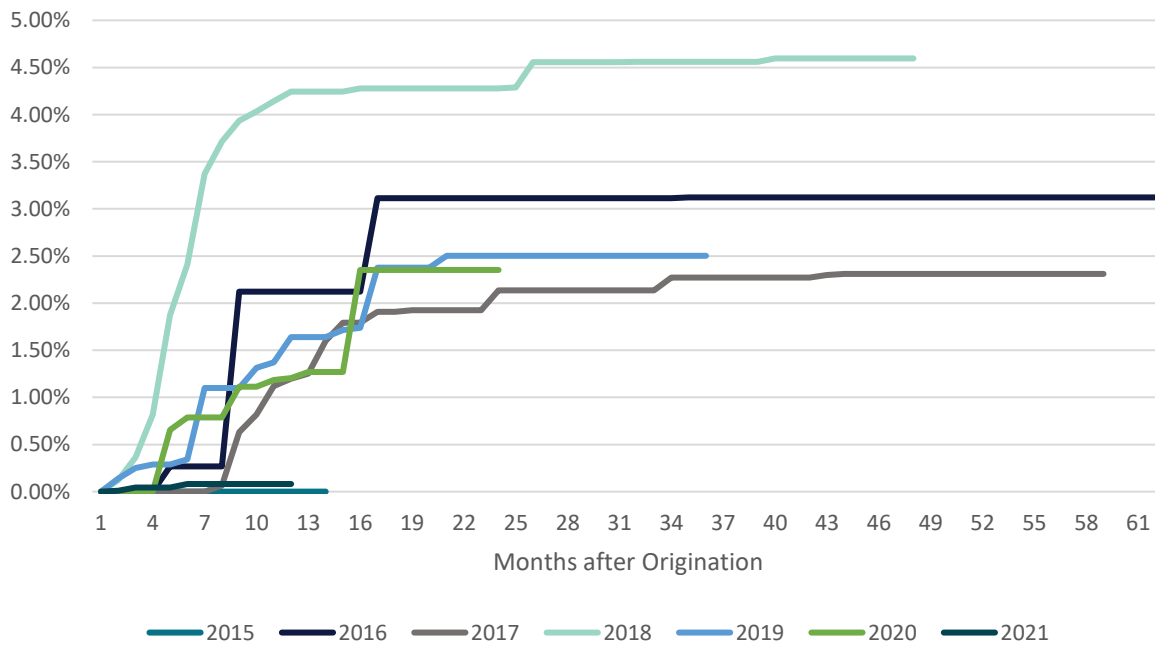
Average Interest Rates of Monthly Loan Origination Vintages



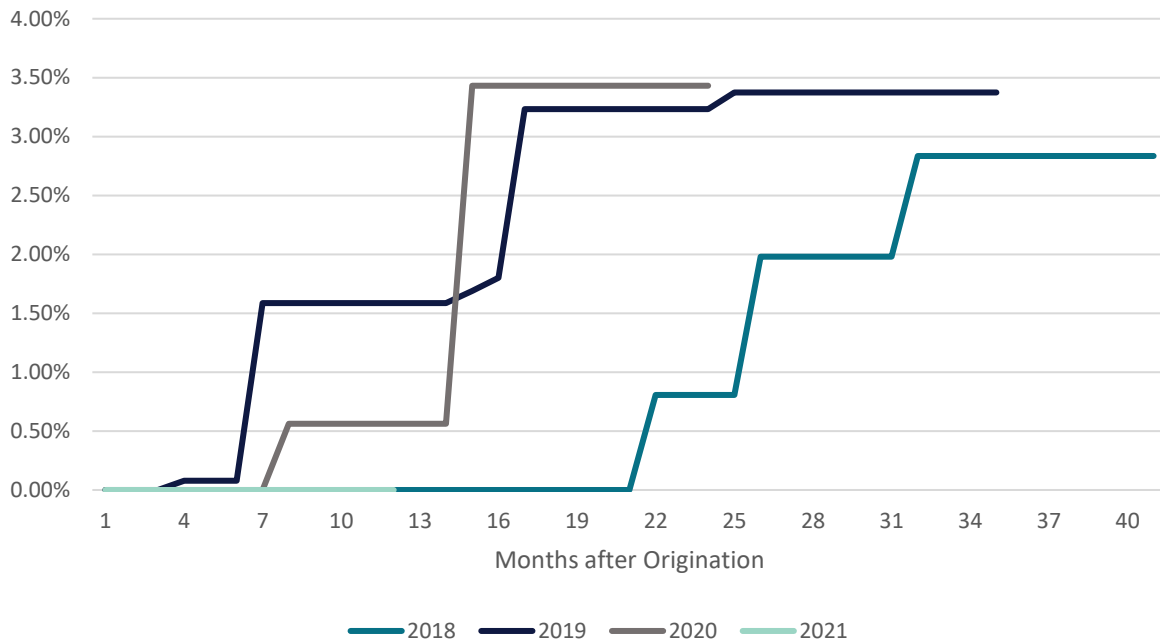
Twelve-month Rolling Net Returns



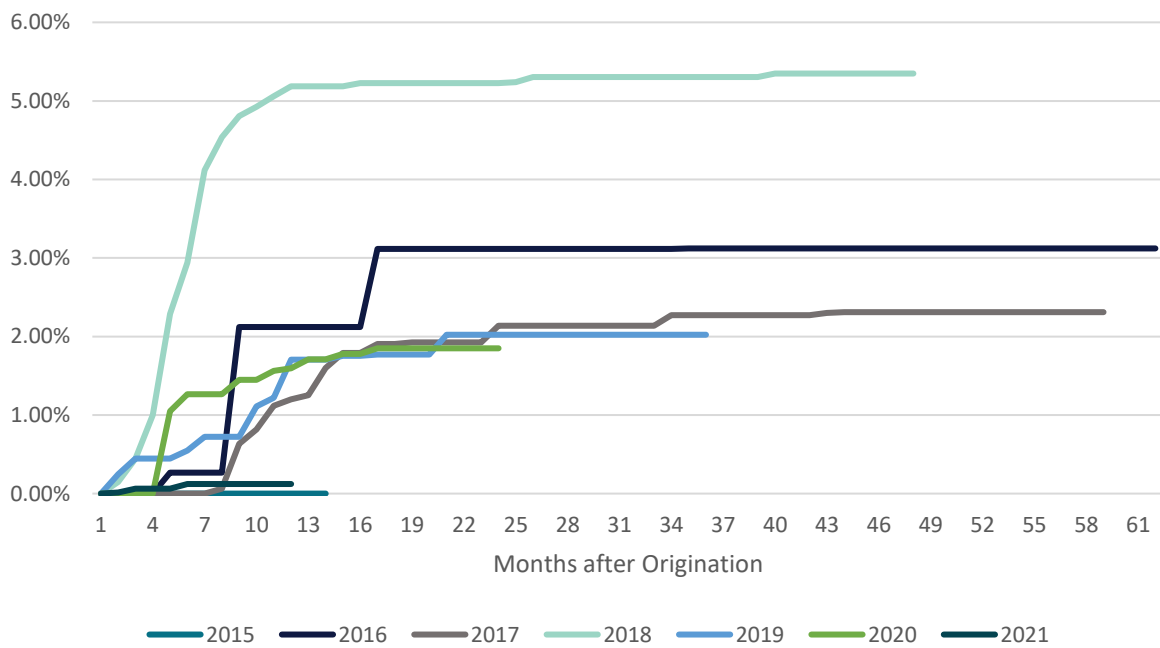
Defaults by Origination Vintage



Defaults by Origination Vintage (SME)



Defaults by Origination Vintage (Consumer)



Selected Performance and Risk Metrics

	30D	90D	YTD	1Y	Since Inception ¹
Performance	0.93%	2.27%	6.06%	6.06%	22.40%
Performance p.a.	-	-	-	-	4.57%
Volatility	-	0.12%	0.30%	0.30%	0.26%
Maximum Drawdown	0.00%	0.00%	-0.29%	-0.29%	-0.43%
Ongoing Drawdown	0.00%	0.00%	0.00%	0.00%	0.00%
VaR95	-	0.65%	0.04%	0.04%	-0.12%
CVaR95	-	0.65%	-0.29%	-0.29%	-0.31%
Sharpe Ratio	-	-	-	5.80	5.07
Calmar Ratio	-	-	21.21	21.21	10.54
Omega Ratio	-	-	4.22	4.22	1.55
Avg. Maturity	52.0	48.0	41.9	41.9	46.1
Avg. Interest rate	4.83%	4.76%	4.97%	4.97%	5.56%

Monthly Return Matrix

	Jan	Feb	Mar	Apr	May	Jun	Jul	Aug	Sep	Oct	Nov	Dec	Total
2017	0.37%	0.36%	0.41%	1.16%	0.31%	0.38%	0.46%	0.47%	0.48%	0.48%	0.43%	0.39%	5.69%
2018	0.38%	0.40%	0.29%	0.19%	0.34%	0.32%	0.43%	0.11%	0.35%	0.18%	-0.2%	0.27%	3.04%
2019	0.22%	0.61%	0.03%	0.32%	-0.4%	0.57%	0.25%	0.17%	0.45%	0.45%	0.46%	0.54%	3.63%
2020	-0.1%	0.46%	0.33%	0.44%	0.48%	0.64%	0.46%	0.19%	0.12%	0.06%	0.50%	0.41%	3.97%
2021	0.32%	0.46%	0.88%	-0.3%	0.49%	0.47%	0.50%	0.42%	0.54%	0.70%	0.65%	0.93%	6.06%

¹ We refer to inception as the 1 Jan 2017

Disclaimer

This document is provided for informational purposes only and does not constitute a solicitation, an offer or a recommendation to buy, sell or dispose of any investment or to engage in any other transaction. It does not constitute investment advice and must not be relied on as such.

Potential investors must take their own investment decisions based on their specific investment objectives, financial and tax position and using additional advice, as they believe necessary. This document may include information that is based on assumptions, models and/or analysis as well as on data provided by external sources. While having applied due care and diligence in preparing this document, Exaloan makes no representation or warranty as to the completeness, accuracy or reliability of information provided. Exaloan takes no responsibility to update this document or any of the information contained herein. Actual developments may differ materially from the opinions expressed herein. Past performance is not necessarily a guide to future performance.

© Copyright 2022: Exaloan AG, Frankfurt am Main, Germany. All rights reserved. This document may neither be re-printed, copied or distributed full or in part, nor shared or otherwise made available in any form, digitally or physically without prior written permission.

Contact

Germany
Moselstraße 27
60326 Frankfurt am Main

Singapore
75 Ayer Rajah Crescent
139953 Singapore

www.exaloan.com
research@exaloan.com
+49 69 98958 015